

Welcome to Blanford Mere Primary



Information for children starting school in
September 2022

Key people



Miss M. Cleeton
EYFS Class Teacher



Miss N. Postings
EYFS Class Teacher



Miss C. Edmonds
Teaching Assistant
and qualified
First Aider



Mrs N. Miller
Head Teacher



Miss A. Stanton
Deputy Head and EYFS
Phase Leader



School uniform



- ✓ Red polo shirt
- ✓ Red jumper, sweatshirt or cardigan
- ✓ Grey trousers, skirt or pinafore (smart)
- ✓ White or grey socks
- ✓ Black shoes (avoid laces please)
- ✓ In addition to this all children will need named Wellington boots as they go outdoors in all weathers.
- ✓ The school will provide you with a Blanford Mere 'Book bag', as a welcome gift from school. Please ensure this is brought to school everyday and do not put drinks inside.
- ✓ **ALL belongings clearly labelled:** *all clothing items, water bottles, lunchboxes etc.*
- ✓ We also ask that no jewellery is worn in school and long hair is **always** tied back. Ear piercing should be kept to summer holiday times so children do not miss out on P.E sessions.



P.E kit



- ✓ White, short-sleeved t-shirt
- ✓ Black shorts
- ✓ Black slip-on pumps – with L and R written inside
- ✓ A clearly labelled pump bag
- ✓ Spare pants, socks, a vest and a pack of tissues or wet wipes in case of emergencies
- ✓ Again, **ALL** belongings clearly labelled
- ✓ All P.E kits are returned half termly for you to wash and check sizes. Please return on the first day back of school as this could be a P.E day.

Arriving at School

- ✓ Please wait at Green gate on Earlswood Road, where a member of staff will open the gate at your designated time.
- ✓ Drop children off to a member of staff at the gate, who will take your child to their classroom
- ✓ Prepare your child to be independent and hang their coats up on the peg, drop off their reading bag and self register.
- ✓ Please remember children may get upset on the first day or even week when they realise it's for more than one day but experience has taught us that if you go quickly the children recover quickly.
- ✓ Please hand letters or notify teachers or staff of important messages in planners at the start of the day.



A typical day in Reception...


- Children will arrive at the designated time and settle on their carpet
- 9:00am – All about today – *sharing visual timetable; discussing the day's activities*
- 9:10am – Phonics – *We follow the Jolly Phonics Programme*
- 9:25am – Child initiated learning – *This is the children's 'Choosing Time', where there are various areas in the classroom (creative, role-play, construction) the children can access freely. The outdoor environment will also be open for child-initiated play.*
- 10:30am – Snack time
- 10:45am – Child initiated learning
- 11:30am – Maths
- 12:00pm – Lunch
- 1:00pm – Topic/RRSA/PE/Computing/Expressive Arts – *Cross Curricular Links*
- 1:20pm – Child initiated learning
- 2:45pm – Story/dough gym/singing/news
- Home time

What Reception looks like...



Teaching Spaces

What Reception looks like...




Toilets and Cloakroom Areas



Healthy school

- ✓ Every child is provided with a drink of either milk or water and at least one piece of fruit or vegetable, as a snack everyday.
- ✓ Water bottles are encouraged daily but please no juice or fizzy drinks. Remember to label the water bottle with your child's name.
- ✓ It is vital that we know if your child has any food allergies.





Lunchtimes

- ✓ Every child in Reception is entitled to a free school meal, which we would like them to have.
- ✓ If you are in receipt of benefits or there is a parent who is in the Armed Forces, please inform the school's office and complete the application form in your pack.
- ✓ This is carefully balanced to ensure they receive a nutritious meal which offers a broad range of food groups.
- ✓ A glass of water is provided
- ✓ Reception children have their lunch first and then go to their outdoor area for play.
- ✓ The children are supervised carefully by our team of Lunchtime Supervisors. They have access to toilets in the classroom.
- ✓ Please ensure school lunches are ordered via School Grid. These can be ordered daily, weekly or termly. It is your responsibility to select your child's chosen meal. Further information of how to access School Grid will follow shortly.

Dismissal

- Dismissal is at your child's designated time. Please wait at the green gate on Earlswood Road, until a member of staff opens it.
- If you have an older child in school, please collect them first before collecting your reception child.
- If you need to speak to the class teachers please leave a message in your child's planner and the teacher will contact you.



Rewards and sanctions

- ☺ Behaviour Chart system
- ☺ Stickers
- ☺ 'Good work' assembly
- ☺ Visit to Phase Leader, Deputy Head or Head teacher
- ☺ Time out, limited play options and talk to parents
- ☺ All children begin the day on green, and it is our expectation for them
- ☺ If a child goes above and beyond then they will be rewarded by being moved to silver and will be given a special sticker at the end of the day
- ☺ If a child does not follow the expectations of the setting after being given two warnings the sanction will be being moved down to orange. Once the teacher has seen an improvement in their behaviour, they can be moved back up to green. This will be shared with parents at the end of the day.
- ☺ Please see the school's behaviour policy on the website.



How can you help?



The Government says that to be properly prepared for full time education children should be able to:-

- ✓ Sit still and listen.
- ✓ Be aware of other children.
- ✓ Understand 'no' and the borders it sets for behaviour.
- ✓ Understand 'stop' and that such a phrase might be used to prevent danger.
- ✓ Be fully toilet trained and be able to manage their own hygiene including hand washing.
- ✓ Recognise their own name.
- ✓ Speak to an adult and ask for their needs to be met.
- ✓ Independently take off their own coats and put on shoes.
- ✓ Talk in full sentences.
- ✓ Open and enjoy looking at books.



Communicating with parents

- Every child will be given their own planner to help further improve communication between home and school. The planner will be used daily and messages can be written in the planner by parents, children and staff. It should be in school every day and taken home every night.
- We would like parents to sign the planner every week to confirm that their child's reading and homework have been completed. This is located at the bottom of each weekly page – Home signature.

- School Life App  

It is important that you download the School Life app and are signed in to receive the latest information. The majority of communication with parents is via this app and the school website – <https://blanford.sch.life/>

What is the Foundation Stage?



In school, it starts in Nursery and ends in Reception.

During this stage children work towards the early learning goals.

Well-planned play is a key way in which children learn with enjoyment and challenge during the Foundation Stage.

7 Areas of Learning

Prime Areas

1. Communication & Language

2. Physical Development

3. Personal, Social and Emotional Development

Specific Areas

4. Literacy: *Comprehension/Word Reading/Writing*

5. Mathematics: *Number/Numerical Patterns*

6. Understanding the World

7. Expressive Arts and Design

The curriculum is taught through a balance of independent, child-initiated activities and teacher-led, guided tasks.




How is progress recorded?

TAPESTRY
ONLINE LEARNING JOURNAL

Only you can access your child's learning journey.

You can add comments from home.



Children's work collected in a book

Jamie's train play

31/10/2013 with Jamie Edwards



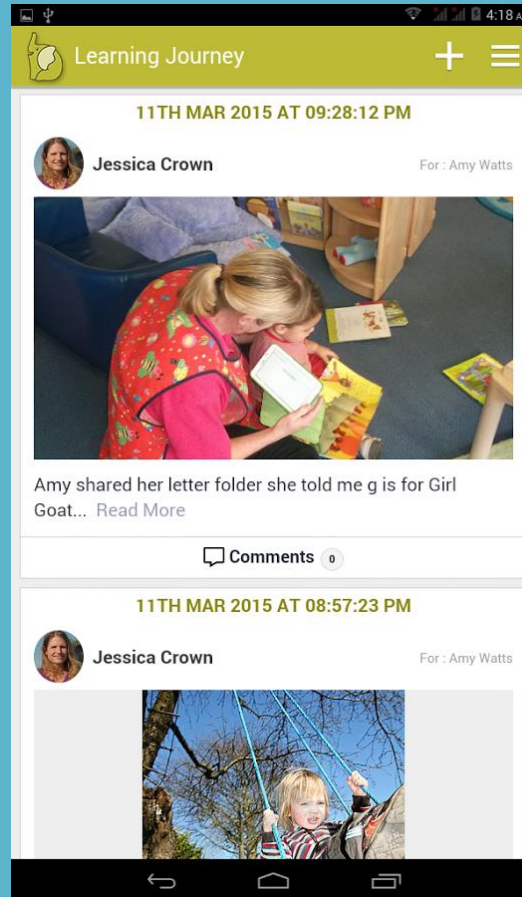
Jamie really enjoyed building a train track today, and especially liked the fact that it lived in its own tunnel.

He was the train driver, and his train was called Thomas, which was very funny because Thomas is also his brother's name!

Playing and Exploring

- Playing with what they know
- Representing their experiences in play
- Taking on a role in their play

You can see what your child is learning.



You can read the teacher's comments and assessment



A letter has already been sent out to you with all of the information.



School Policies

- If your child is ill please ring the school office before 9.05am to notify them.
- If your child has a medical appointment please bring your appointment card or letter to the school office in advance so that notification of their absence can be reported.
- Make sure the school has your up to date contact information for two family members in case we need to contact you.
- In the unlikely event that you are going to be late to collect your child, please ring the school office to let us know. Children will be sent to the school office for you to collect when you arrive.



Attendance

😊 100%	EXCELLENT!
😊 96-100%	GOOD (National average)
😊 90%-96%	BELOW AVERAGE ATTENDANCE
😊 Below 90%	LOW ATTENDANCE
😊 Below 85%	VERY LOW ATTENDANCE
😊 Below 80%	ATTENDANCE CAUSE FOR CONCERN
😊 Being punctual is equally as important	

- Term time holidays will not be authorised
- If there is a genuine reason why your child will be absent from school for a period of time please ring the office to discuss the matter with the headteacher.

Health and Safety



- ✓ No parking on the school grounds.
- ✓ If you need to use your car, please park in Balfour Road and walk the remaining distance.
- ✓ Please consider your speed. There are lots of children and families from neighbouring schools who use the main road.
- ✓ Be considerate to our neighbours and the way you park.
- ✓ Let us know if someone different is collecting your child.
- ✓ No smoking in the school grounds.
- ✓ No dogs in the school grounds.
- ✓ Please help us to keep our children safe by making sure you close doors and gates behind you.
- ✓ Mobile phones are not to be used on school premises – this includes the playground.



Start date in September

Tuesday 6th September 2022 for all Reception children.

*We look forward to welcoming all of your children and thank
you for attending today's meeting.*